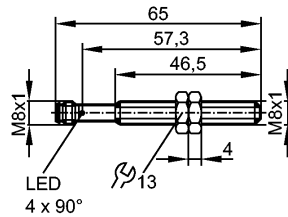


IE5390

IEK31.5-BPKG/K1/AS-514-TPS

Inductive sensors



Product characteristics

Inductive sensor
Metal thread M8 x 1
Connector
Electromagnetic-field immune
Correction factor = 1
Gold-plated contacts
Sensing range 1.5 mm; [f] flush mountable

Electrical data

Electrical design	DC PNP
Operating voltage [V]	10...30 DC
Current consumption [mA]	< 20
Protection class	III
Reverse polarity protection	yes

Outputs

Output function	normally open
Voltage drop [V]	< 2.5
Current rating [mA]	200
Short-circuit protection	pulsed
Overload protection	yes
Switching frequency [Hz]	1000

Range

Sensing range [mm]	1.5
Real sensing range (Sr) [mm]	1.5 ± 10 %
Operating distance [mm]	0...1.2

Accuracy / deviations

Correction factors	mild steel = 1 / stainless steel approx. 1 / brass approx. 1 / aluminium approx. 1 / copper approx. 1
Hysteresis [% of Sr]	1...20
Switch-point drift [% of Sr]	-10...10

Environment

Ambient temperature [°C]	-25...70
Protection	IP 67

Tests / approvals

EMC	EN 61000-4-2 ESD: 4 kV CD / 8 kV AD
	EN 61000-4-3 HF radiated: 10 V/m
	EN 61000-4-4 Burst: 2 kV
	EN 61000-4-6 HF conducted: 10 V
	EN 55011: class B

IE5390

IEK31.5-BPKG/K1/AS-514-TPS

Inductive sensors

MTTF	[Years]	1592
------	---------	------

Mechanical data

Mounting		flush mountable
Housing materials		housing: stainless steel (316L); active face: LCP; lock nuts: Brass
Weight	[kg]	0.021

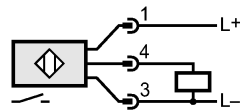
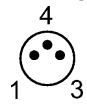
Displays / operating elements

Output status indication	LED	yellow (4 x 90°)
--------------------------	-----	------------------

Electrical connection

Connection		M8 connector; (snap-fit), Gold-plated contacts
------------	--	--

Wiring



Accessories

Accessories (included)		2 lock nuts
------------------------	--	-------------

Remarks

Pack quantity	[piece]	1
---------------	---------	---